


[Click here to Know more](#)



Bandhan S&P BSE Sensex ETF[§] (BSE scrip code: 540154)

An open ended scheme tracking S&P BSE Sensex Index
(Formerly known as IDFC S&P BSE Sensex ETF)

An open-ended Exchange Traded Fund that seeks to provide returns that, before expenses, closely correspond to the total return of the S&P BSE Sensex, subject to tracking errors.

PORTFOLIO

(31 August 2023)

Name of the Instrument	% to NAV
Equity and Equity related Instruments	99.58%
Banks	35.64%
HDFC Bank	15.40%
ICICI Bank	9.09%
Axis Bank	3.66%
Kotak Mahindra Bank	3.42%
State Bank of India	2.85%
IndusInd Bank	1.22%
IT - Software	15.24%
Infosys	7.02%
Tata Consultancy Services	4.66%
HCL Technologies	1.69%
Tech Mahindra	1.04%
Wipro	0.82%
Petroleum Products	11.27%
Reliance Industries	11.27%
Diversified FMCG	8.31%
ITC	5.27%
Hindustan Unilever	3.04%
Automobiles	5.33%
Mahindra & Mahindra	2.04%
Maruti Suzuki India	1.85%
Tata Motors	1.44%
Construction	4.43%
Larsen & Toubro	4.43%
Finance	3.84%
Bajaj Finance	2.58%
Bajaj Finserv	1.26%
Consumer Durables	3.73%
Asian Paints	1.97%

FUND FEATURES:

(Data as on 31st August'23)

Category: Exchange Traded

Inception Date: 7th October 2016

Monthly Avg AUM: ₹ 0.98 Crores

Fund Manager: Mr. Nemish Sheth (w.e.f 1st November 2021)

Benchmark: S&P BSE Sensex TRI

Exit Load: Nil

Other Parameters:

Beta: 0.99

R Squared: 1.00

Standard Deviation (Annualized): 14.33%

SIP (Minimum Amount): NA

SIP Frequency: NA

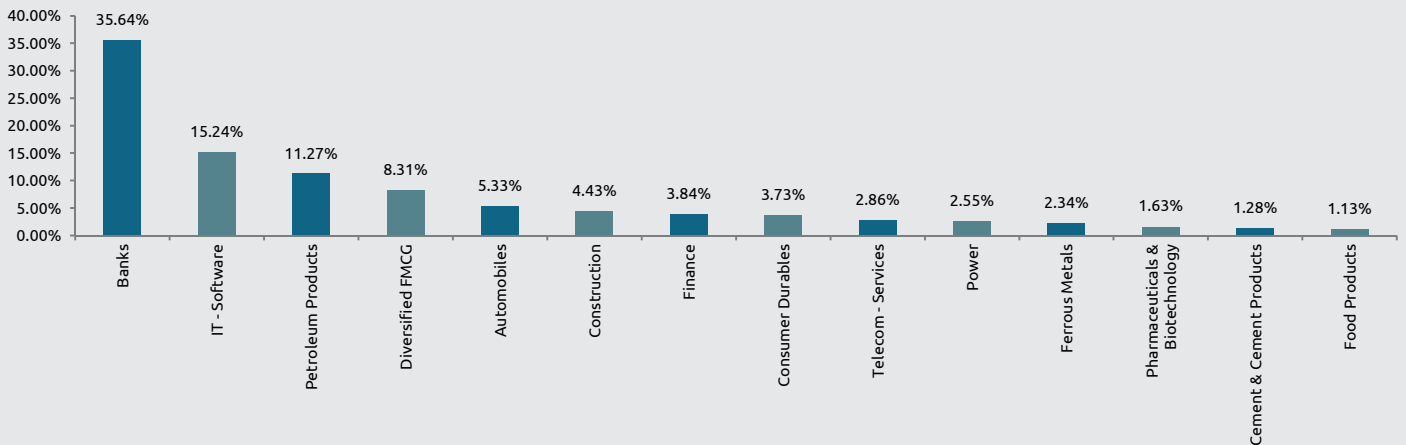
SIP Dates (Monthly): NA

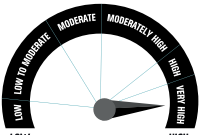
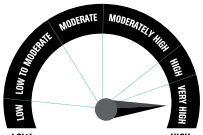
[§]With effect from 13th March 2023, the name of "IDFC S&P BSE Sensex ETF" has changed to "Bandhan S&P BSE Sensex ETF"

Ratios calculated on the basis of 3 years history of monthly data.

PORTFOLIO		(31 August 2023)
Name of the Instrument	% to NAV	
Titan Company	1.76%	
Telecom - Services	2.86%	
Bharti Airtel	2.86%	
Power	2.55%	
NTPC	1.42%	
Power Grid Corporation of India	1.14%	
Ferrous Metals	2.34%	
Tata Steel	1.35%	
JSW Steel	1.00%	
Pharmaceuticals & Biotechnology	1.63%	
Sun Pharmaceutical Industries	1.63%	
Cement & Cement Products	1.28%	
UltraTech Cement	1.28%	
Food Products	1.13%	
Nestle India	1.13%	
Net Cash and Cash Equivalent	0.42%	
Grand Total	100.00%	

INDUSTRY ALLOCATION



Scheme risk-o-meter	This product is suitable for investors who are seeking*	Benchmark risk-o-meter
 <p>Investors understand that their principal will be at Very High risk</p>	<ul style="list-style-type: none"> To create wealth over long term. Investing in equity and equity related instruments forming part of S&P BSE Sensex Index. <p>*Investors should consult their financial advisers if in doubt about whether the product is suitable for them.</p>	 <p>S&P BSE Sensex TRI</p>